

Relativistic runaway electrons in a near-threshold electric field

Pavel Aleynikov^{1,2} and Boris Breizman³

1 Max-Planck-Institut für Plasmaphysik, Teilinstitut Greifswald, Germany

2 ITER Organization, Route de Vinon sur Verdon, 13115 St Paul Lez Durance, France

3 Institute for Fusion Studies, UT Austin, USA

Outline

- Summary of numerical modelling
 - Non-monotonic RE distribution function
- Historical background & RE Fokker-Planck Equation
- **New Kinetic Theory for RE in a near threshold electric field**
 - Analytical Solution of the Fokker-Planck Equation
 - Physics details of the theory
 - Non-monotonic distribution function
 - Sustainment electric field
 - Avalanche onset electric field
 - New avalanche growth rate
 - Hysteresis
- Mitigation/current decay regime
- Summary

Numerical calculations

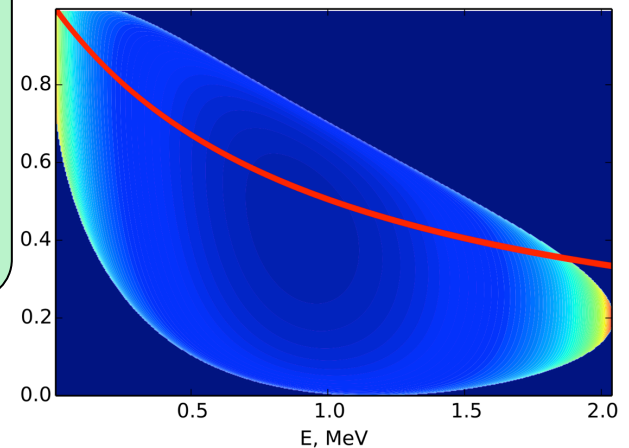
Bounce averaged Fokker-Planck + current channel modeling (0D & 1D)*

- Kinetic model:

Scattering and friction accounts for an interaction with not fully ionized impurities (significantly higher scattering on High-Z impurities)
 $Z_{Ar}(1.6\text{eV}, 5\text{ MeV})\sim 12$

Synchrotron and bremsstrahlung (enhanced scattering and radiation limits the RE energy)

Non-simplified (conservative) knock-on source (significantly affects avalanche rate)



- Current channel modeling:

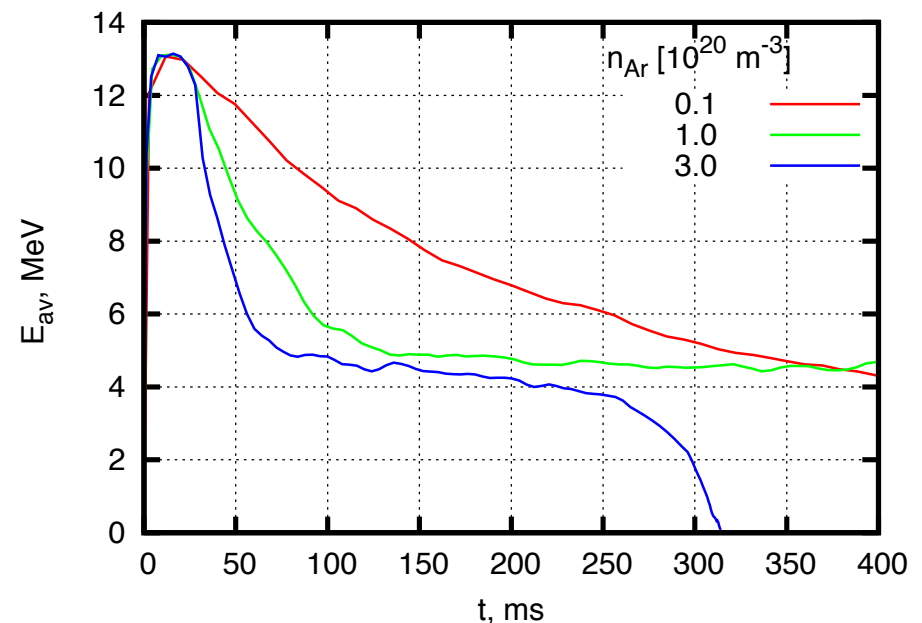
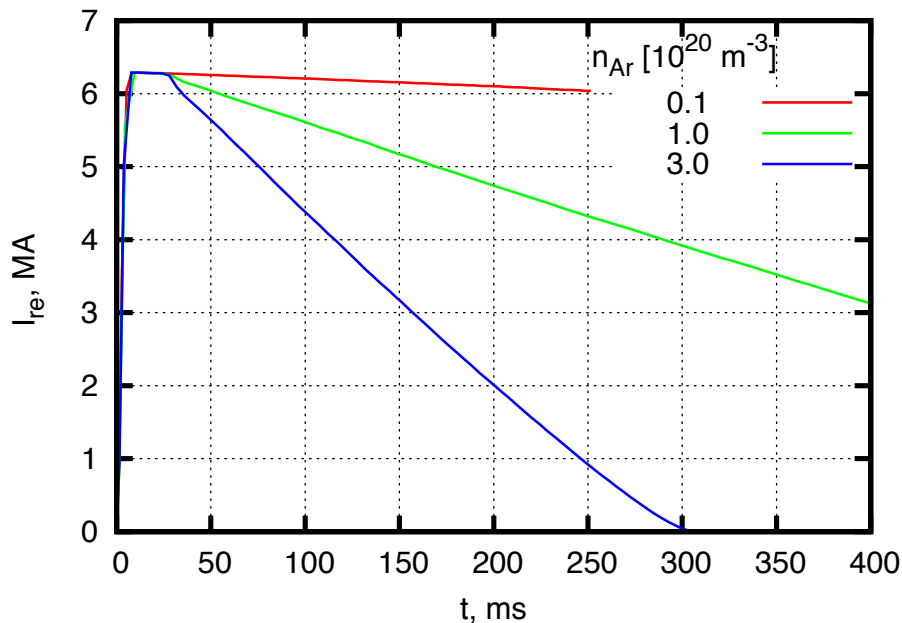
- 0D chain equation $2\pi RE = -L \frac{dI}{dt}$ and radiation balance $P_{rad}(T) = P_{\Omega}(T)$
- GTS. 1D current diffusion, heat diffusion, densities diffusion equations

* [P. Aleynikov, K. Aleynikova, B. Breizman, G. Huijsmans, S. Konovalov, S. Putvinski, and V. Zhogolev, 25th IAEA Fusion Energy Conference, St. Petersburg, Russian Federation, 2014, pp. TH/P3–38.]

Mitigation in ITER

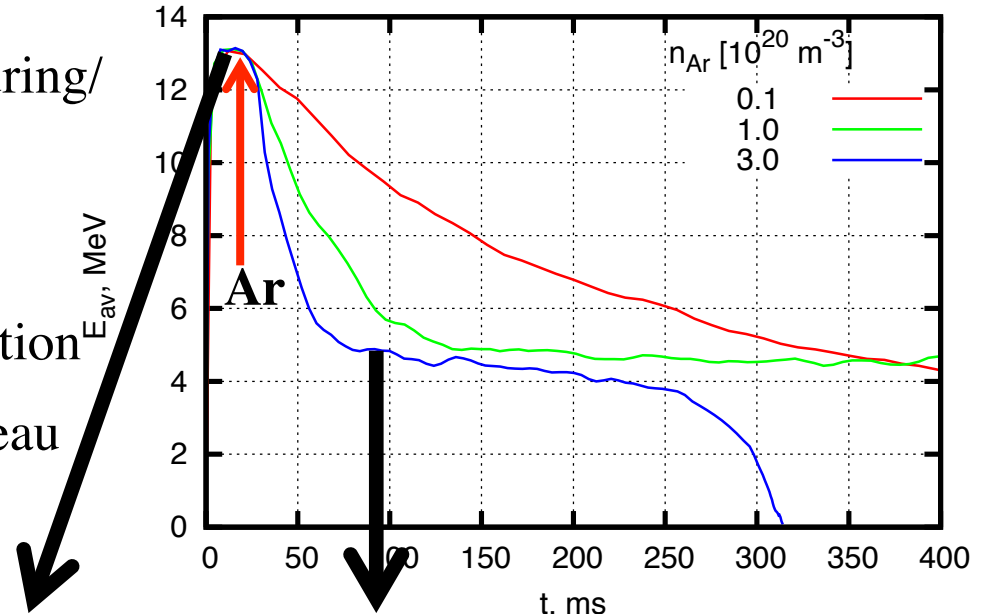
- Start from a given value of RE seed current ($\approx 70\text{kA}$) after the TQ
- Ar density required for TQ mitigation is $\approx 10^{19}\text{m}^{-3}$
- **Red curves** – not mitigated RE decay
- **Green and Blue** – Ar density is introduced at 30ms

Mitigation of the RE current and energy with different Ar MGI.

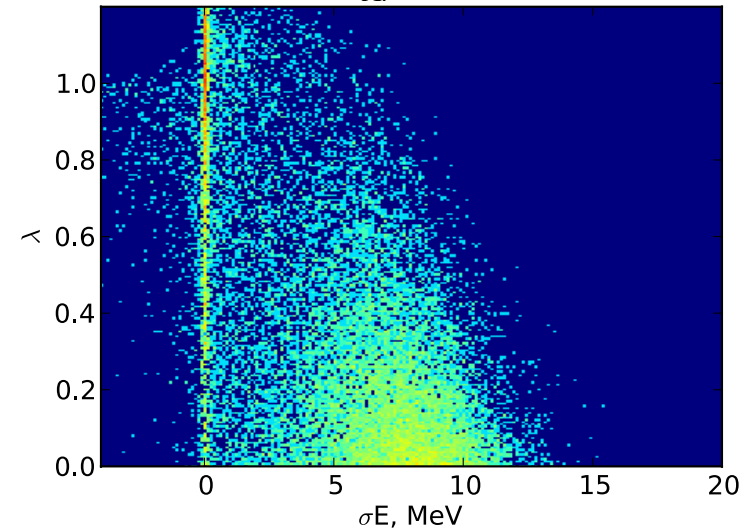
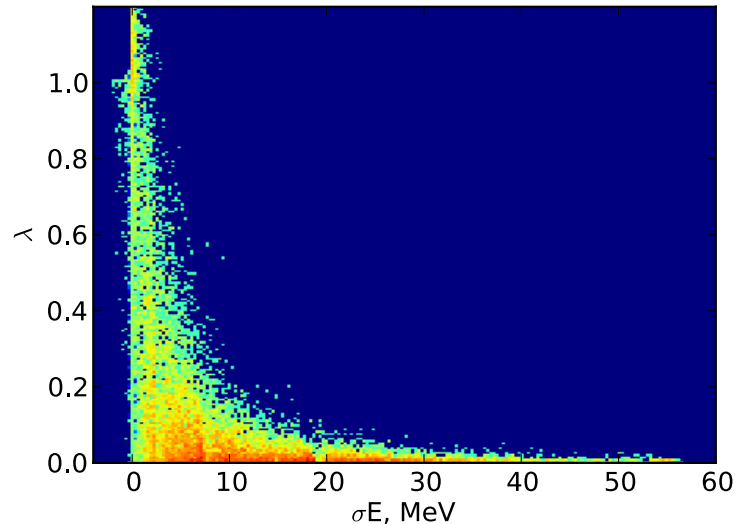


RE distribution function

- Exponential distribution function during/ after avalanche (agrees with [RP])
- Fast energy drop after MGI
- Plateau on the average energy evolution
- Peculiar distribution during the plateau
- High $E \sim 2E_c$ during the decay



RE 2D distribution function at $t=30\text{ms}$ and $t=100\text{ms}$. $n_{Ar} = 3 \cdot 10^{20} \text{m}^{-3}$



Solutions of RE kinetic equation

Genesis

- The effect was identified in 1925 by Charles Wilson (inventor of the cloud chamber) [C.T.R. Wilson, Proc. Cambridge Philos. Soc. **42**, (1925) 534]
- Early experimental observation in tokamaks in 50th and 60th and later studied in [Bobrovski 1970, Vlasenkov 1973, TFR group 1973, Alikeev 1975]

Diffusive collisions

- The first analysis of runaway phenomena has been carried out by Harry Dreicer [Proceedings of 2nd Geneva conf 1958, **31**, 57; Phys Rev., 1959, **115**, 238]
- Frequently cited theory has been derived by Alexander Gurevich [JETP 1960, **39**, p1296]
- Relativistic case by Jack Connor and Jim Hastie [J. W. Connor, R. J. Hastie, Nucl. Fusion **15**, 415 (1975)]

Avalanche

- Discovery of the avalanche phenomena by Yuri Sokolov [Yu. A. Sokolov, JETP Lett., **29**, No. 4 (1979)]
- Marshall Rosenbluth, Sergei Putvinski “Theory for avalanche of runaway electrons in tokamaks” [M.N. Rosenbluth, S.V. Putvinski, Nucl. Fusion **37**, 1355, 1997]
- Studies with “Rosenbluth-Putvinski” avalanche source and synchrotron [Martin-Solis (1998); Andersson, Helander and Eriksson, (2001-...); Stahl *et al.*, PRL (2015)]

Kinetic equation

$$\frac{\partial F}{\partial t} + eE \left(\frac{1}{p^2} \frac{\partial}{\partial p} p^2 \cos \theta F - \frac{1}{p \sin \theta} \frac{\partial}{\partial \theta} \sin^2 \theta F \right) = \hat{C}F + \hat{R}F + \hat{S}F$$

Small-angle collisions:

$$\hat{C}F = \frac{mc}{\tau} \left(\frac{1}{p^2} \frac{\partial}{\partial p} (p^2 + m^2 c^2) F + \frac{(Z+1) mc \sqrt{p^2 + m^2 c^2}}{2 \sin \theta} \frac{\partial}{\partial \theta} \sin \theta \frac{\partial}{\partial \theta} F \right)$$

Synchrotron radiation reaction:

$$\hat{R}F = \frac{mc}{\tau_{rad}} \left[\frac{1}{m^2 c^2 p^2} \frac{\partial}{\partial p} p^3 \sqrt{m^2 c^2 + p^2} \sin^2 \theta F + \frac{1}{p \sin \theta} \frac{\partial}{\partial \theta} \frac{p \cos \theta \sin^2 \theta}{\sqrt{m^2 c^2 + p^2}} F \right]$$

Large-angle collisions (Möller source): $\hat{S}F$

$$\hat{S}F = \int n_{cold} c \frac{\sqrt{\gamma_0^2 - 1}}{\gamma_0} \langle \delta [\cos \theta - \cos \theta_p] \rangle \frac{2\pi r_e^2}{\gamma_0^2 - 1} \left[\frac{(\gamma_0 - 1)^2 \gamma_0^2}{(\varepsilon - 1)^2 (\gamma_0 - \varepsilon)^2} - \frac{2\gamma_0^2 + 2\gamma_0 - 1}{(\varepsilon - 1)(\gamma_0 - \varepsilon)} + 1 \right] \frac{b}{2} F \frac{p^2 dp d\lambda}{\sqrt{1 - b\lambda}}$$

$$\langle \delta [\cos \theta - \cos \theta_p] \rangle = \frac{1}{\pi} \frac{1}{\sqrt{b^2 \lambda \lambda_0 - \left(\sqrt{1 - b\lambda} \sqrt{1 - b\lambda_0} - \sqrt{\frac{\varepsilon - 1}{\varepsilon + 1}} \sqrt{\frac{\gamma_0 + 1}{\gamma_0 - 1}} \right)^2}}$$

Time scales:

$$\tau \equiv \frac{m^2 c^3}{4\pi n_e e^4 \ln \Lambda}$$

$$\tau_{rad} \equiv \frac{3m^3 c^5}{2e^4 B^2}$$

Kinetic equation in Rosenbluth-Putvinski

$$\frac{\partial F}{\partial t} + eE \left(\frac{1}{p^2} \frac{\partial}{\partial p} p^2 \cos \theta F - \frac{1}{p \sin \theta} \frac{\partial}{\partial \theta} \sin^2 \theta F \right) = \hat{C}F + \hat{R}F + \hat{S}F$$

Small-angle collisions:

$$\hat{C}F = \frac{mc}{\tau} \left(\frac{1}{p^2} \frac{\partial}{\partial p} (p^2 + m^2 c^2) F + \frac{(Z+1) mc \sqrt{p^2 + m^2 c^2}}{2 \sin \theta p^3} \frac{\partial}{\partial \theta} \sin \theta \frac{\partial}{\partial \theta} F \right)$$

Synchrotron radiation reaction:

$$\hat{R}F = 0$$

Large-angle collisions (Möller source): $\hat{S}F$

$$S = \frac{n_r \delta(\lambda - \lambda_2) \sqrt{1 - \lambda b}}{\tau \ln \Lambda} \frac{1}{p^2} \frac{\partial}{\partial p} \left(\frac{1}{1 - \sqrt{1 + p^2}} \right). \quad (4)$$

The equation in this form is solved analytically in [M. N. Rosenbluth, S. V. Putvinski, Nucl. Fusion **37**, 1355 (1997)]

However this source appropriate well above the avalanche threshold, but needs to be generalized in the near-threshold regime.

Time scales:

$$\tau \equiv \frac{m^2 c^3}{4\pi n_e e^4 \ln \Lambda}$$

$$\tau_{rad} \equiv \frac{3m^3 c^5}{2e^4 B^2}$$

Kinetic equation

$$\frac{\partial F}{\partial t} + eE \left(\frac{1}{p^2} \frac{\partial}{\partial p} p^2 \cos \theta F - \frac{1}{p \sin \theta} \frac{\partial}{\partial \theta} \sin^2 \theta F \right) = \hat{C}F + \hat{R}F + \hat{S}F$$

Small-angle collisions:

$$\hat{C}F = \frac{mc}{\tau} \left(\frac{1}{p^2} \frac{\partial}{\partial p} (p^2 + m^2 c^2) F + \frac{(Z+1) mc \sqrt{p^2 + m^2 c^2}}{2 \sin \theta p^3} \frac{\partial}{\partial \theta} \sin \theta \frac{\partial}{\partial \theta} F \right)$$

Synchrotron radiation reaction:

$$\hat{R}F = \frac{mc}{\tau_{rad}} \left[\frac{1}{m^2 c^2 p^2} \frac{\partial}{\partial p} p^3 \sqrt{m^2 c^2 + p^2} \sin^2 \theta F + \frac{1}{p \sin \theta} \frac{\partial}{\partial \theta} \frac{p \cos \theta \sin^2 \theta}{\sqrt{m^2 c^2 + p^2}} F \right]$$

Large-angle collisions (Möller source): $\hat{S}F$

$$\hat{S}F = \int n_{cold} c \frac{\sqrt{\gamma_0^2 - 1}}{\gamma_0} \langle \delta [\cos \theta - \cos \theta_p] \rangle \frac{2\pi r_e^2}{\gamma_0^2 - 1} \left\{ \frac{(\gamma_0 - 1)^2 \gamma_0^2}{(\varepsilon - 1)^2 (\gamma_0 - \varepsilon)^2} - \frac{2\gamma_0^2 + 2\gamma_0 - 1}{(\varepsilon - 1)(\gamma_0 - \varepsilon)} + 1 \right\} \frac{b}{2} F \frac{p^2 dp d\lambda}{\sqrt{1 - b\lambda}}$$

$$\langle \delta [\cos \theta - \cos \theta_p] \rangle = \frac{1}{\pi} \frac{1}{\sqrt{b^2 \lambda \lambda_0 - \left(\sqrt{1 - b\lambda} \sqrt{1 - b\lambda_0} - \sqrt{\frac{\varepsilon - 1}{\varepsilon + 1}} \sqrt{\frac{\gamma_0 + 1}{\gamma_0 - 1}} \right)^2}}$$

Time scales:

$$\tau \equiv \frac{m^2 c^3}{4\pi n_e e^4 \ln \Lambda}$$

$$\tau_{rad} \equiv \frac{3m^3 c^5}{2e^4 B^2}$$

1) Möller (avalanche) source ($\hat{S}F$) is weaker than electron drag by Coulomb logarithm.

2) The small parameter is $\varepsilon = \frac{E - E_a}{E_a}$, i.e. electric field is close to the threshold.

Solution of the Fokker-Planck equation

The separation of timescales between small-angle collisions and knock-on collisions suggests a two-step approach to the problems of runaway production:

- 1) Ignore the large-angle collisions and study the behavior of pre-existing runaways
- 2) Use the distribution function of the accumulated runaways to predict their production and loss

Dimensionless kinetic equation:

$$\frac{\partial F}{\partial s} + \frac{\partial}{\partial p} \left[E \cos \theta - 1 - \frac{1}{p^2} - \frac{1}{\bar{\tau}_{rad}} p \sqrt{1 + p^2} \sin^2 \theta \right] F =$$
$$\frac{1}{\sin \theta} \frac{\partial}{\partial \theta} \sin \theta \left[E \frac{\sin \theta}{p} F + \frac{(Z + 1) \sqrt{p^2 + 1}}{2 p^3} \frac{\partial F}{\partial \theta} + \frac{1}{\bar{\tau}_{rad}} \frac{\cos \theta \sin \theta}{\sqrt{1 + p^2}} F \right]$$

[P. Aleynikov, B. Breizman, *Theory of Two Threshold Fields for Relativistic Runaway Electrons*, Phys. Rev. Lett., **114**, 155001 (2015)]

Fast pitch-angle equilibration

In the near-threshold case the **time-scale for pitch-angle** equilibration is much **shorter than the momentum evolution time-scale**.

Thus, the lowest order kinetic equation is:

$$\frac{E}{p} F + \frac{(Z+1) \sqrt{p^2+1}}{2} \frac{1}{p^3} \frac{1}{\sin \theta} \frac{\partial F}{\partial \theta} = 0 \quad \text{solution: } F = G(t; p) \frac{A}{2 \sinh A} \exp[A \cos \theta]$$

$$A(p) \equiv \frac{2E}{(Z+1) \sqrt{p^2+1}} p^2$$

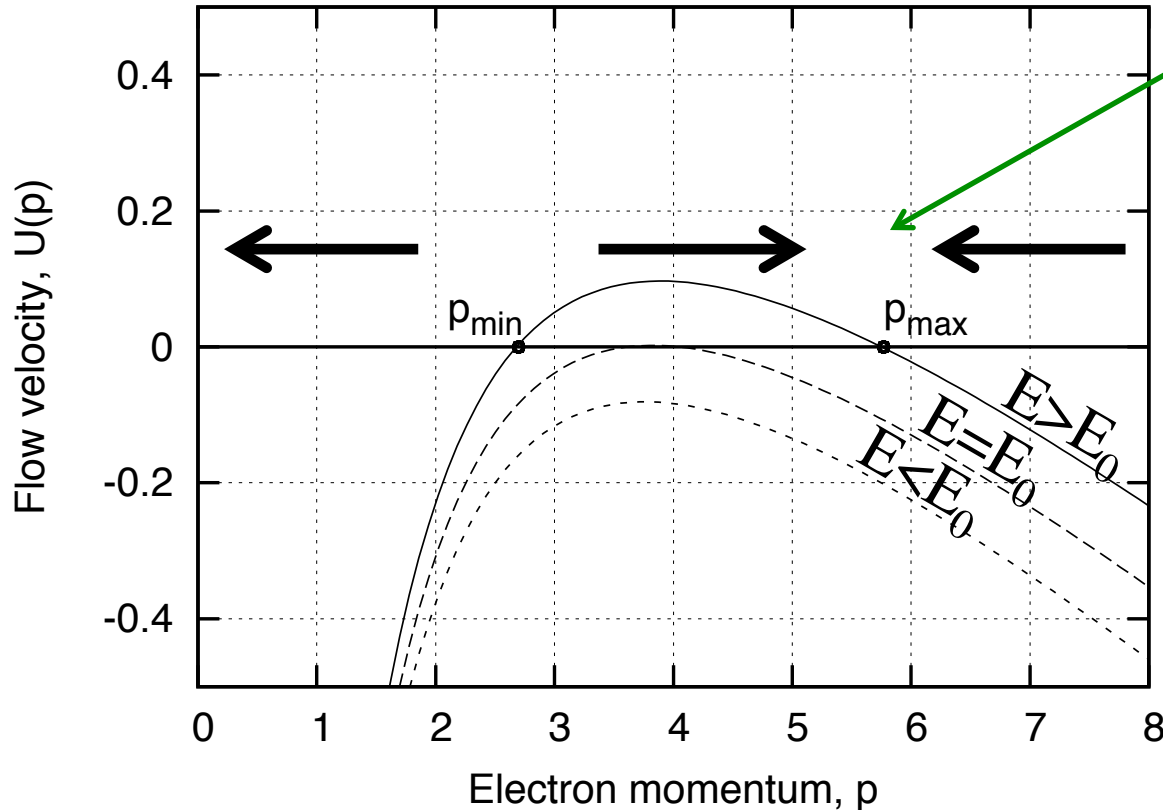
Integration of the exact kinetic equation over all pitch-angles eliminates the lowest order terms and gives a one-dimensional continuity equation for the momentum flow:

$$\frac{\partial G}{\partial t} + \frac{\partial}{\partial p} U(p) G = 0$$

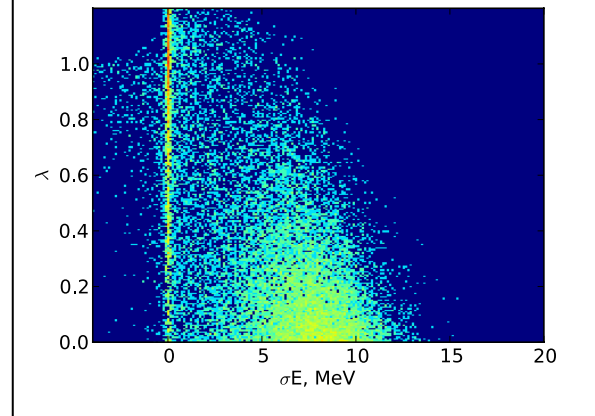
$$U(p) \equiv - \left[\frac{1}{A(p)} - \frac{1}{\tanh(A(p))} \right] E - 1 - \frac{1}{p^2} + \frac{Z+1}{E \bar{\tau}_{rad}} \frac{p^2+1}{p} \left[\frac{1}{A(p)} - \frac{1}{\tanh(A(p))} \right]$$

The flow velocity

$$U(p) \equiv E \cos \theta_{av} - 1 - \frac{1}{p^2} - \frac{Z+1}{E\bar{\tau}_{rad}} \frac{p^2+1}{p} \cos \theta_{av}; \quad \cos \theta_{av} = \frac{1}{\tanh(A(p))} - \frac{1}{A(p)}$$



Peaking of the distribution function around p_{\max}



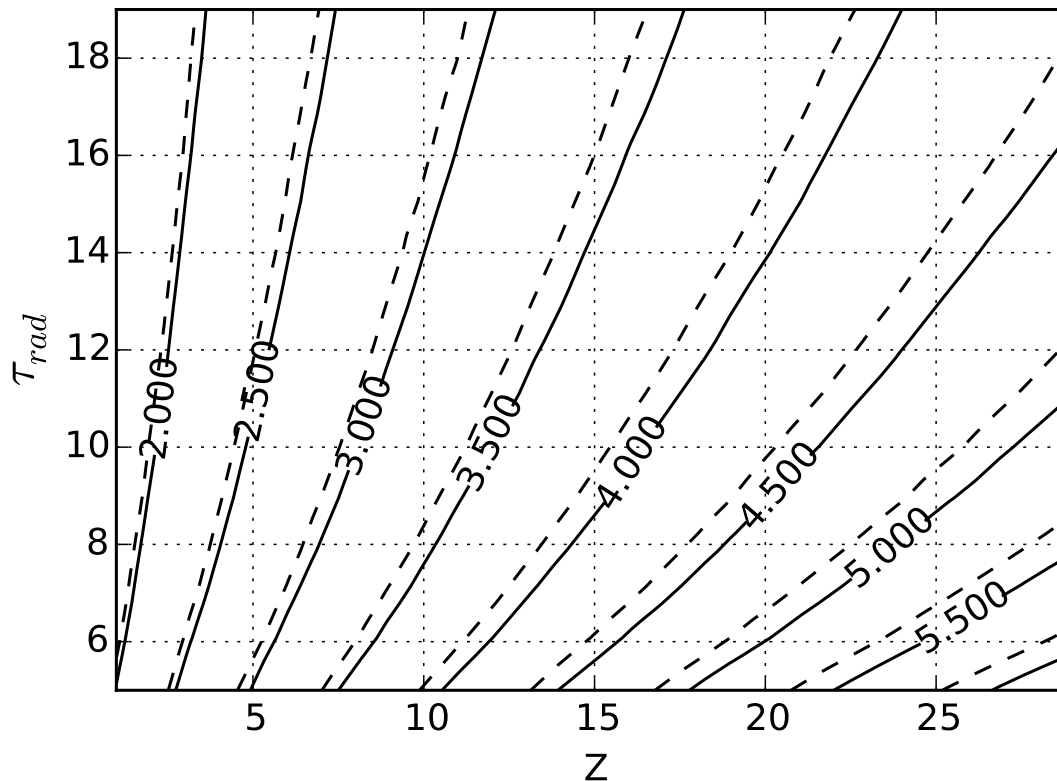
**The roots p_{\min} and p_{\max} merge at a certain electric field $E=E_0$.
This is the minimal electric field required for RE sustainment.**

The sustainment threshold field

The sustainment threshold field is always higher than Connor's E_c field.

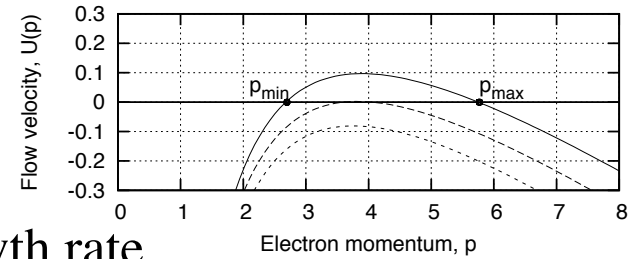
$$E_0 = E_c \left(1 + \frac{(Z+1)}{\sqrt{\tau_{rad} / \tau}} / \sqrt[6]{\frac{1}{8} + \frac{(Z+1)^2}{\tau_{rad} / \tau}} \right)$$

Contours of the sustainment threshold field (solid)



Avalanche growth rate

- 1) All primaries are at p_{max} with $\gamma_0 = \sqrt{p_{max}^2 + 1}$
- 2) Both electrons have $p > p_{min}$ after the collision
- 3) Energy conservation requires $\gamma_{min} < \gamma < \gamma_0 + 1 - \gamma_{min}$
- 4) The cross-section for such collisions gives the growth rate



$$\Gamma \equiv \frac{1}{n_{re}} \frac{\partial n_{re}}{\partial t} = \frac{n_e c \tau}{2} \frac{\sqrt{\gamma_0^2 - 1}}{\gamma_0} \int_{\gamma_{min}}^{\gamma_0 + 1 - \gamma_{min}} \frac{d\sigma}{d\gamma} d\gamma$$

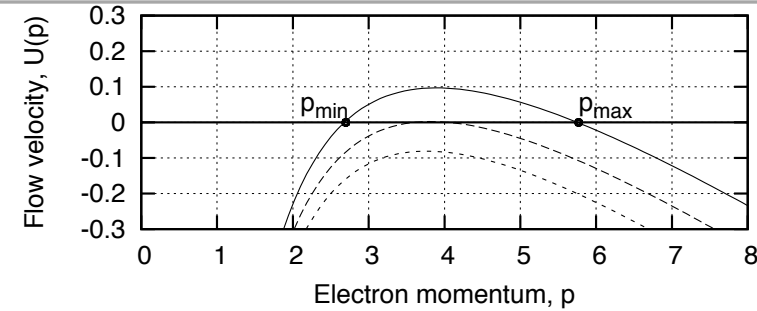
- 5) The integral is evaluated analytically for the Möller cross-section:

$$\Gamma = \frac{1}{4\Lambda\gamma_0\sqrt{\gamma_0^2 - 1}} \left\{ \begin{array}{l} (\gamma_0 + 1 - 2\gamma_{min}) \left(1 + \frac{2\gamma_0^2}{(\gamma_{min} - 1)(\gamma_0 - \gamma_{min})} \right) \\ - \frac{2\gamma_0 - 1}{\gamma_0 - 1} 2 \ln \left(1 + \frac{\gamma_0 + 1 - 2\gamma_{min}}{\gamma_{min} - 1} \right) \end{array} \right\}$$

Avalanche onset field

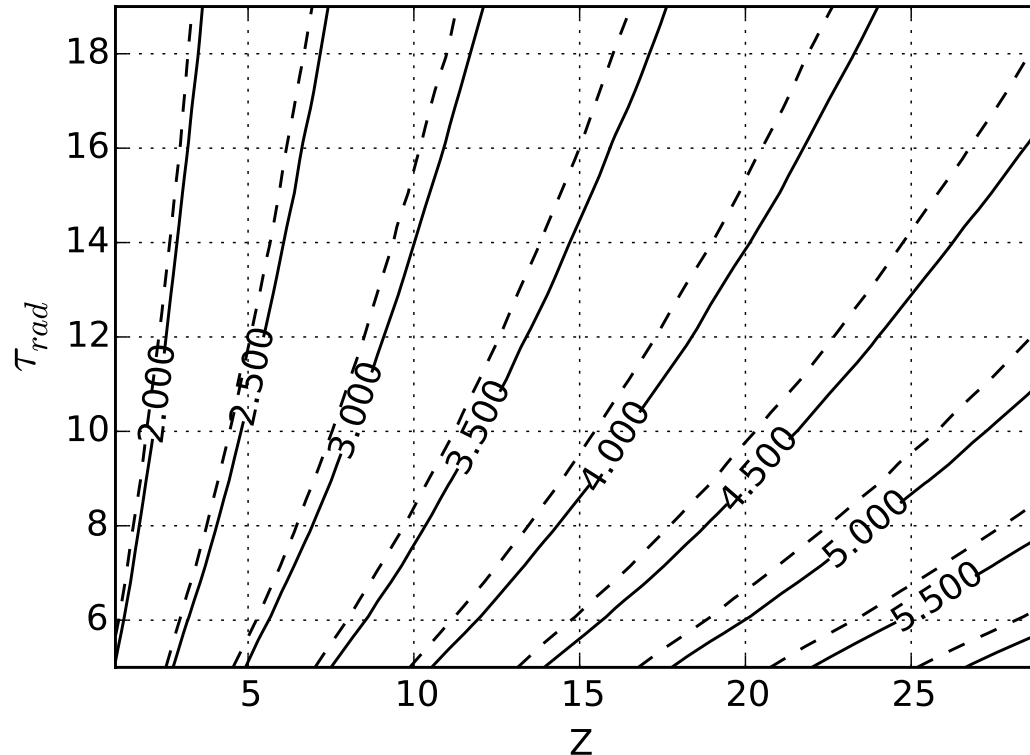
The avalanche onset condition:

$$\gamma_0 + 1 - 2\gamma_{\min} = 0$$



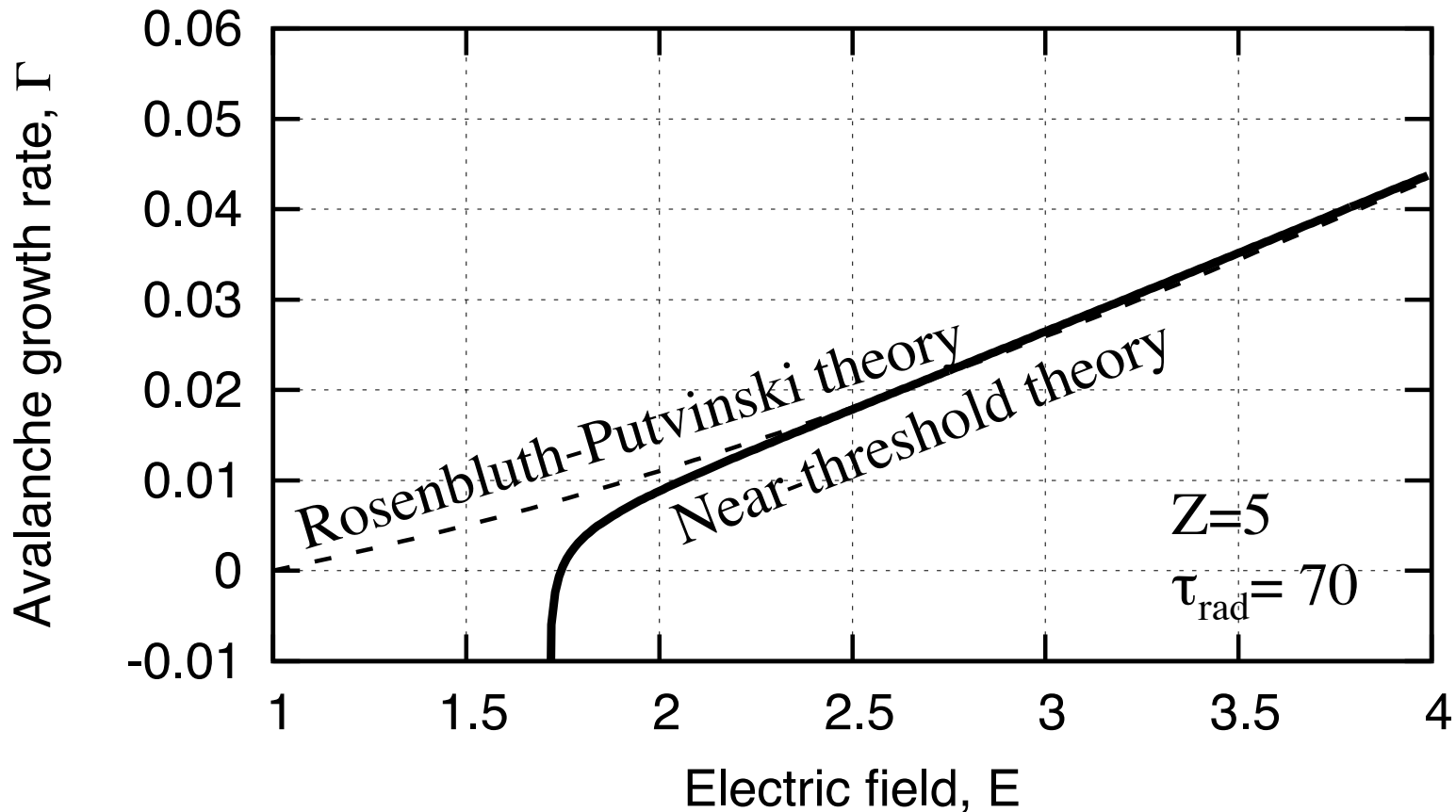
The avalanche onset field E_a is greater than the runaways sustainment field E_0

Contours of the avalanche onset field (dashed)



Near-threshold avalanche growth rate

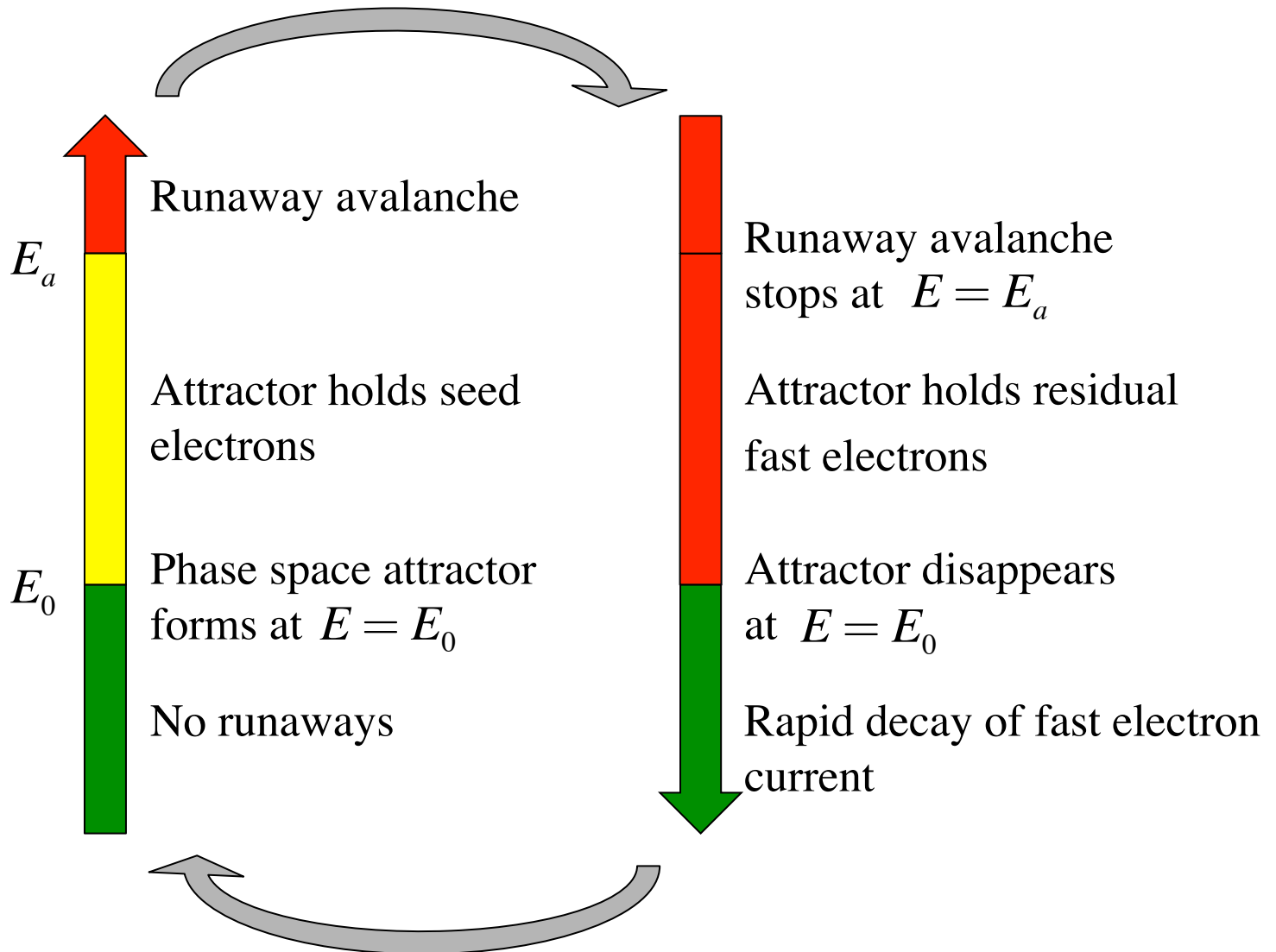
$$\frac{1}{j_{re}} \frac{\partial j_{re}}{\partial t} \approx \frac{1}{\tau \ln \Lambda} \sqrt{\frac{\pi}{3(Z+5)}} (E-1)$$



Hysteresis

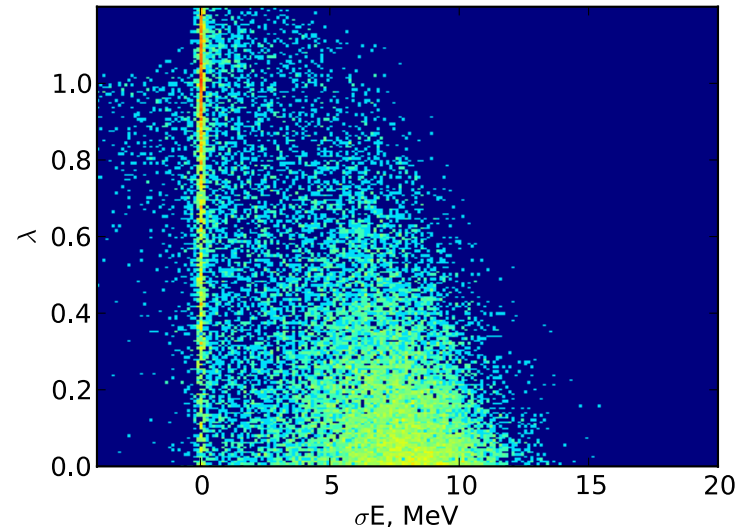
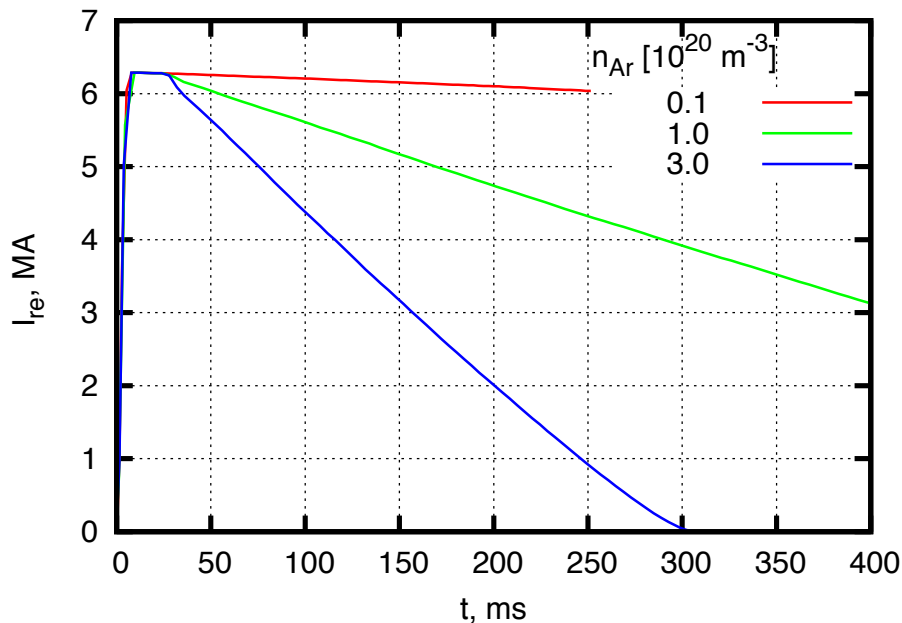
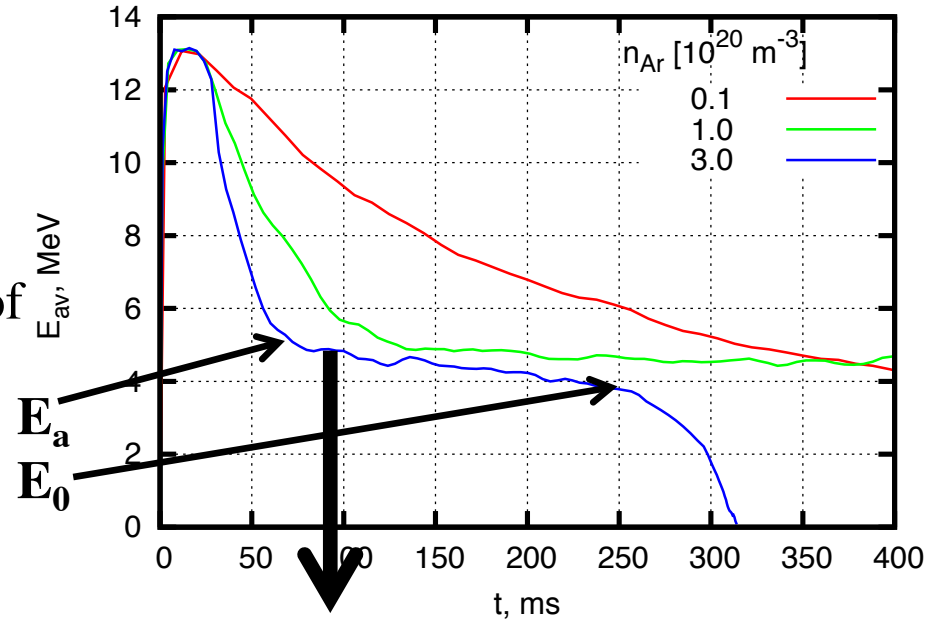
Growing inductive field

Decaying inductive field



Mitigation regime

- The avalanche is switched-off
- The field stays between E_a and E_0
- The runaways remain peaked at p_{max}
- The runaway density and current decrease in step with the dissipation of the magnetic energy



Current decay time-scale

1) $E_0 \approx E_a$ - function only of plasma parameters

2) The total energy loss is $\sim (j_\Omega + j_{re})E_0 \approx (j_\Omega + j_{re})E_a$

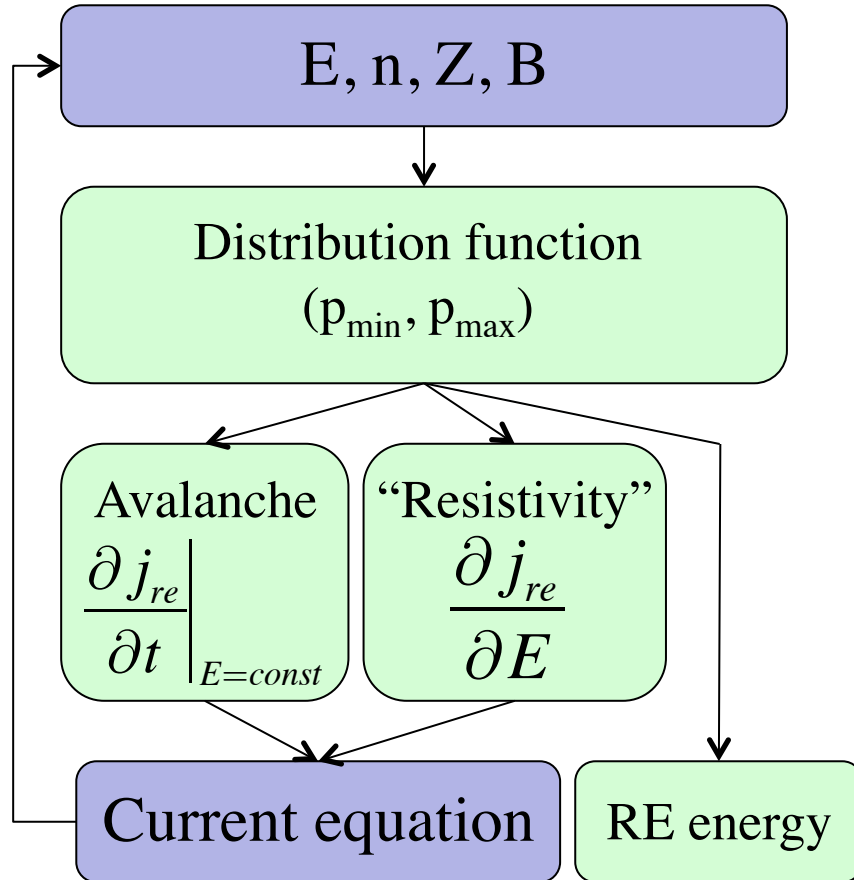
$$\frac{\partial j}{\partial t} = \frac{1}{\mu_0} \frac{1}{r} \frac{\partial}{\partial r} r \frac{\partial E_0}{\partial r}$$

3) The current decay is linear and the decay rate is given by

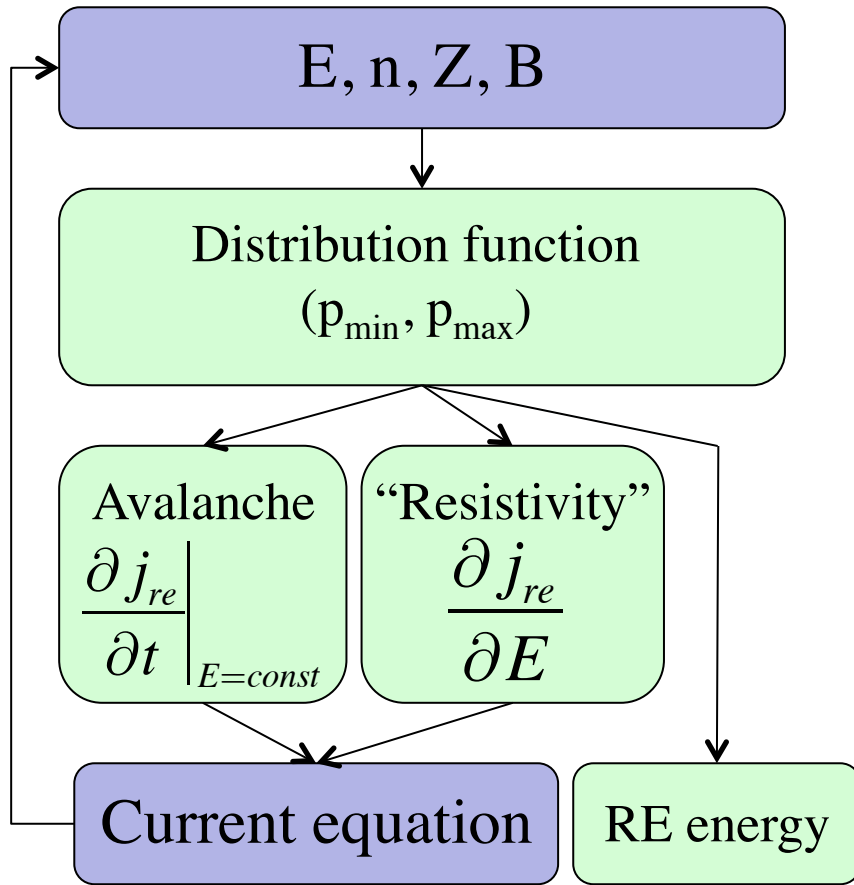
$$\frac{d(I_{re} + I_\Omega)}{dt} \approx - \frac{2\pi R}{(L - L_{wall})} E_0$$

4) This estimate is insensitive to the distribution function

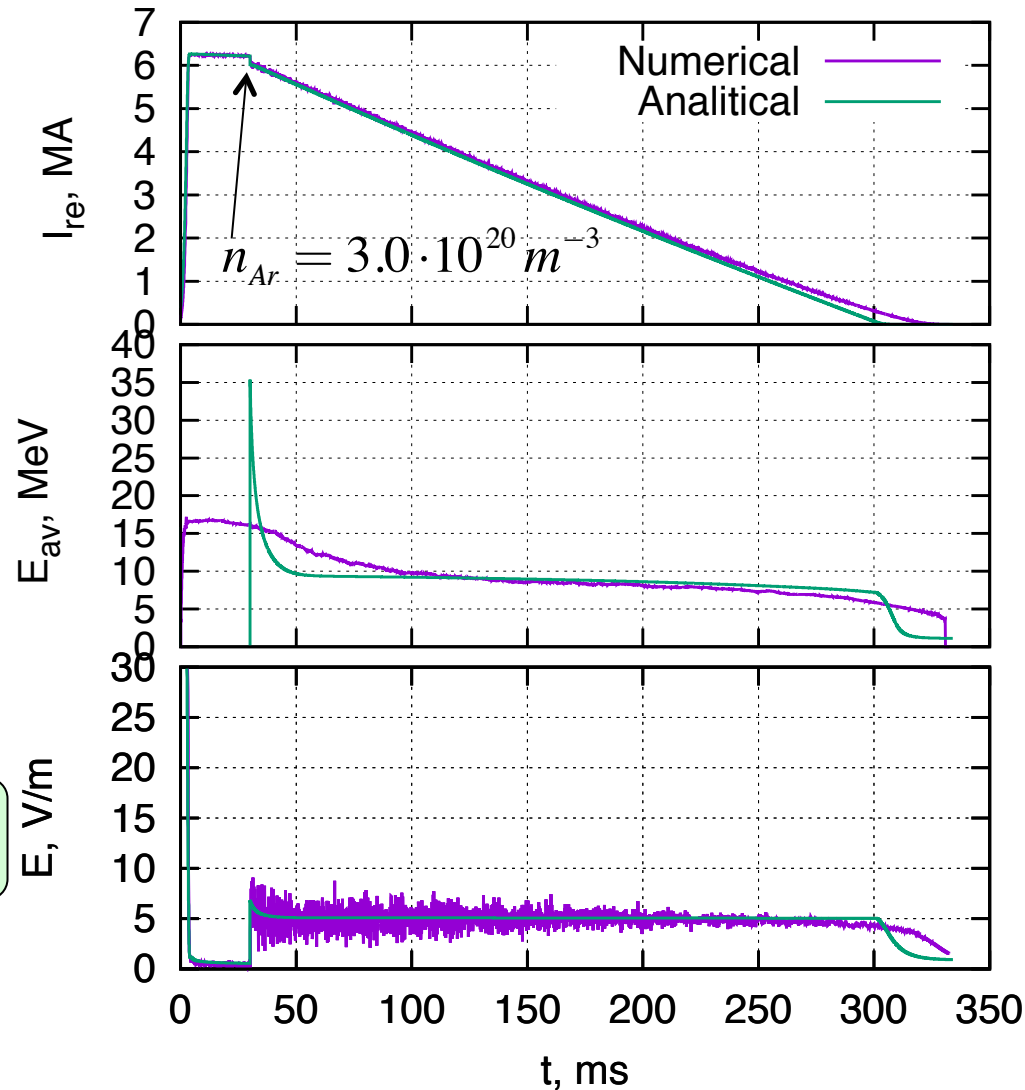
Reduced RE kinetic model for fluid-like codes



Reduced RE kinetic model for fluid-like codes



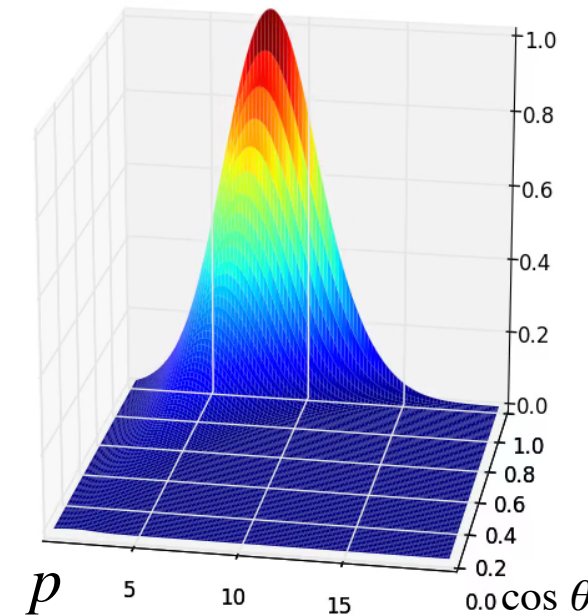
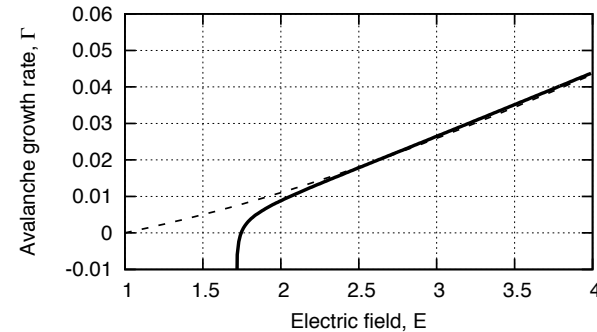
[IAEA_FEC_2014] results
with Reduced RE kinetic module.



Summary

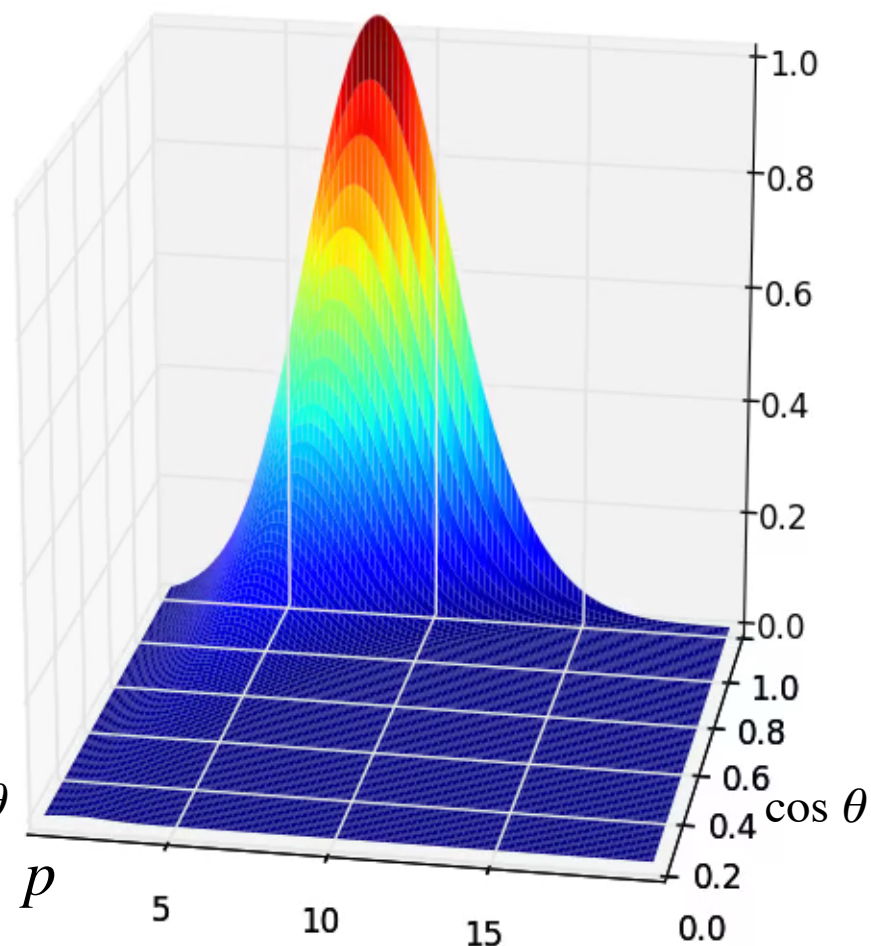
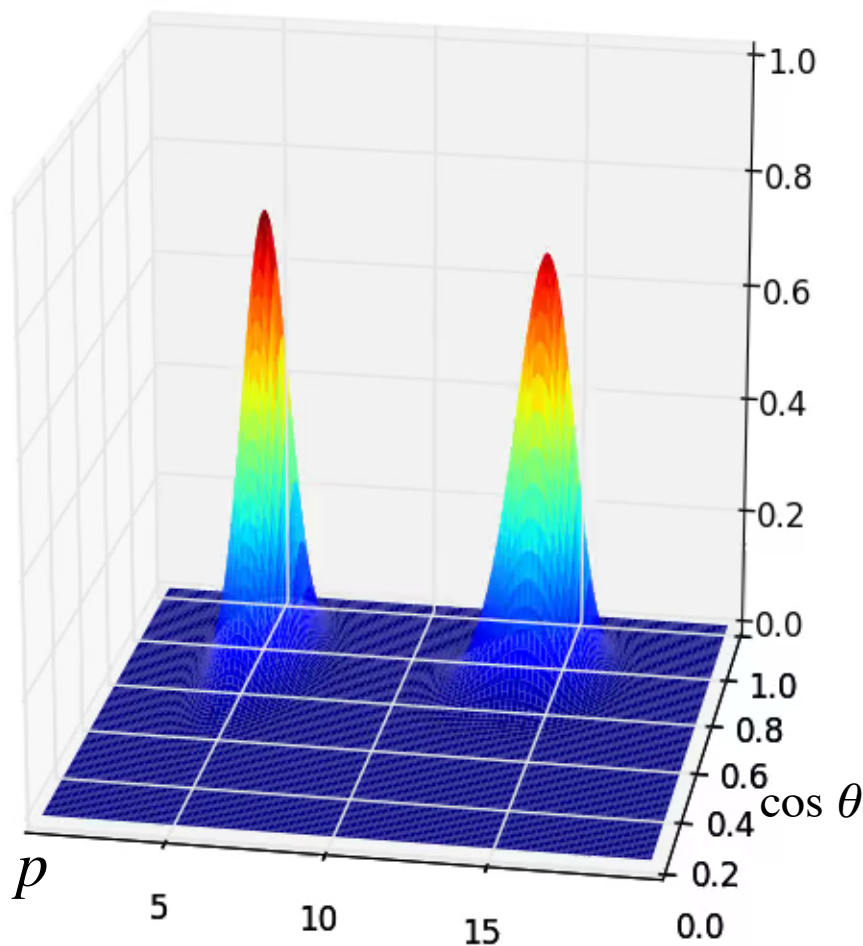
- 1) Rigorous kinetic theory for relativistic RE in the near-threshold regime
- 2) The electric field for runaway avalanche onset is higher and the avalanche growth rate is lower than previous predictions
- 3) The new theory predicts peaking of the runaway distribution function near p_{max}
- 4) Existence of two different threshold fields produces a hysteresis in the runaway evolution
- 5) Particular features of this regime allows for evaluation of the current decay rate

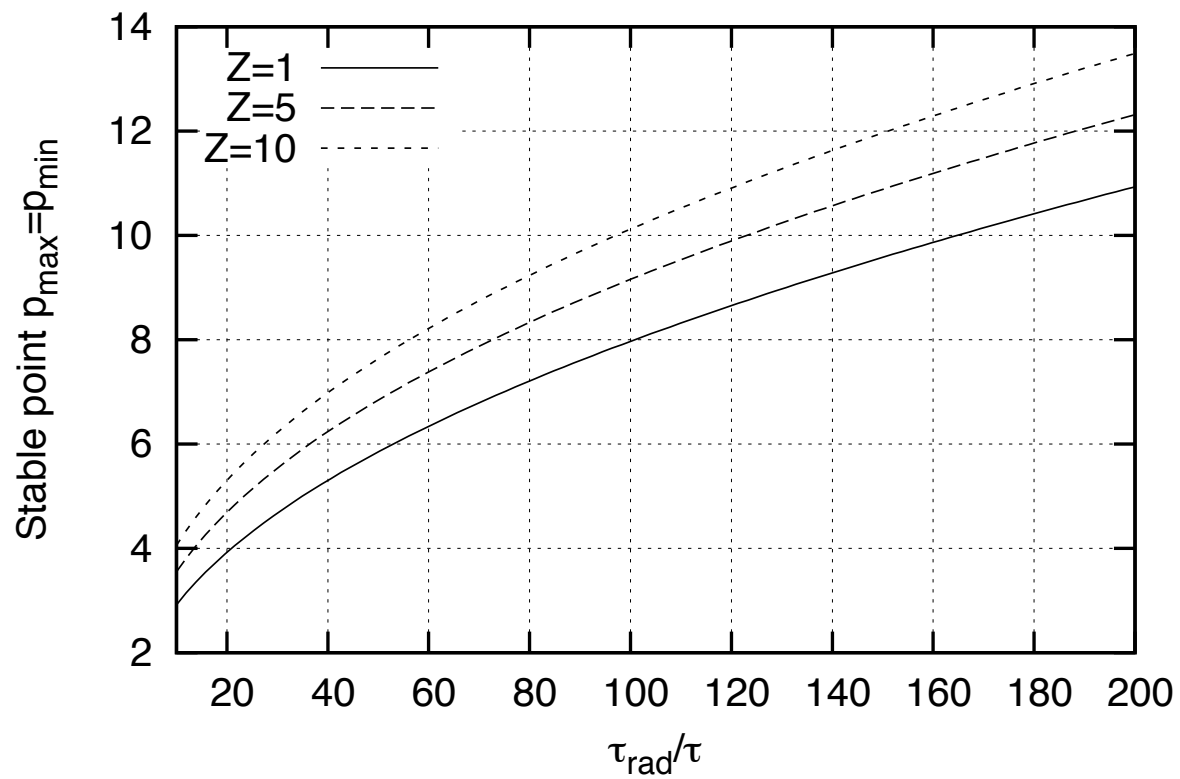
$$E_0 \approx E_c \left(1 + \sqrt[3]{\frac{(Z+1)^2}{\tau_{rad} / \tau}} \right)$$



Benchmark against numerical solution

- Numerical solution exhibits peaked distribution function
- Launching two groups of electrons from $p > p_{\max}$ and $p_{\min} < p < p_{\max}$





Questions

Calculations

- Not monotonic distribution

- Linear RE current decay

- Plateau on the average energy evolution

Rosenbluth & Putvinski

The following formula approximates the energy spectrum of runaway electrons produced by avalanche:

$$\frac{1}{n_{\text{RA}}} \frac{dn_{\text{RA}}}{dE} \cong \exp(-E/T) \quad (26)$$

$$\frac{1}{j_{re}} \frac{\partial j_{re}}{\partial t} = \frac{1}{\tau \ln \Lambda} \sqrt{\frac{\pi}{3(Z+5)}} (E-1)$$